


# Elegant

Adjustable Downlight GU10 240V

50W White



## MR2029 WHITE

50W White

Quicklink: Q21B6

### General

Cap	GU10
Colour	White
Construction	Die-Cast Aluminium
Dimmable	Yes

### Dimensions

Cable Length	200mm
Cut Out	62mm (Diameter)
Diameter	72mm
Minimum Ceiling Depth	86mm (Standard LED), 118mm (Long LED)
Vertical Rotation	30°

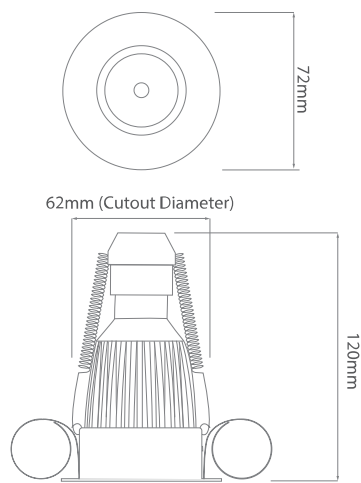
### Electrical

Maximum Wattage	50W
Voltage	240V

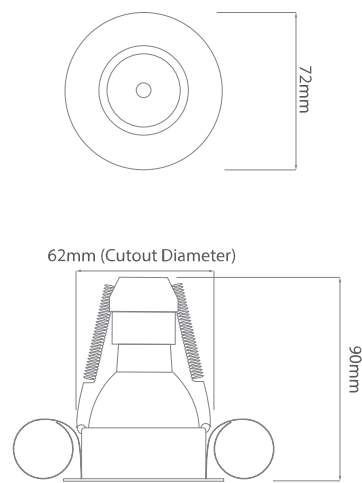
The **50mm Tilting Downlight** holds a 50mm lamp. The downlight uses a spring retention system for easy installation and lamp changing. The light can be adjusted up to 30° for directional lighting.

**Please note:** the ceiling depth for this downlight depends on the lamp choice. For a standard halogen GU10 lamp, the depth is 85mm. For an LED GU10 lamp a ceiling depth of 120mm should be allowed.

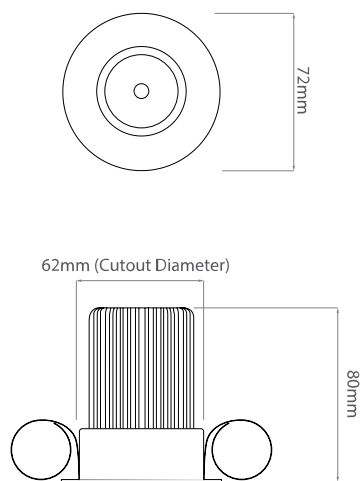
Dimensions using our GU10 LED 7W lamps



Dimensions using our GU10 LED 5W Retro lamps



Dimensions using our LED Module



Dimensions using our LED Module

