


# Dali LED Drivers

## DALI-2 Dimmable LED Driver (Constant Current)

4.2W-10W 100mA-450mA



### ELED-10-C100/450

4.2W-10W 100mA-450mA

Quicklink: Q6E8B

#### General

Dimmable Yes  
IP Rating IP20

#### Dimensions

Height 20mm  
Length 135mm  
Width 30mm

#### Electrical

Amperage 100mA, 150mA,  
200mA, 250mA,  
300mA, 350mA,  
400mA, 450mA  
Maximum Wattage 10W  
Minimum Wattage 4.2W

ELED-10-C100/450DP2 is a compact and highly versatile 10W DALI-2 constant current LED driver designed for intelligent and energy-efficient lighting systems. With a wide 100–277VAC input range and multiple selectable output currents (100–450mA), it delivers reliable, stable performance across a broad range of LED luminaires.

Equipped with both DALI-2 and Push dimming, the driver enables smooth, flicker-free light control from 0–100%, ensuring seamless integration into modern smart lighting environments.

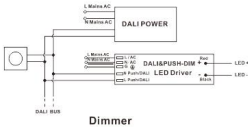
- 100 mA (4.2W)
- 150mA (6.3W)
- 200mA (8.3W)
- 250mA (10W)
- 300mA (10W)
- 350mA (10W)
- 400mA (10W)
- 450mA (10W)

# Dali LED Drivers

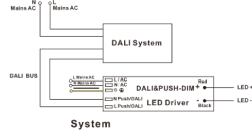
DALI-2 Dimmable LED Driver (Constant Current)  
4.2W-10W 100mA-450mA

## Dimming Operation

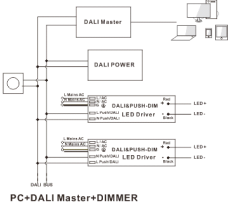
DALI Dimming Wiring Diagram1



DALI Dimming Wiring Diagram2



DALI Dimming Wiring Diagram3



Push-Dimming Wiring Diagram 1

