

# Trimless Square Metal

Trimless Double Square Adjustable Downlight GU10 240V  
RAL 9010 White 100W



**MR. RESISTOR®**  
Lighting Specialist Est. 1968



## FRTSQ2 WHT GU10

RAL 9010 White 100W  
Quicklink: Q3FA9

### General

Cap	GU10
Colour	White
Construction	Die-Cast Aluminium / Steel Frame
Dimmable	Yes
IP Rating	IP00
RAL Colour Code	RAL 9010

### Dimensions

Cut Out	173 x 86mm (Length x Width)
Grid Length	127mm
Grid Width	214mm
Horizontal Rotation	360°
Length	160mm
Minimum Ceiling Depth	101mm (Standard LED), 133mm (Long LED)
Vertical Rotation	40°
Width	72mm

### Electrical

Maximum Wattage	100W (2 x 50W)
Voltage	240V

The **trimless double square adjustable downlight** is a fully adjustable downlight that is available in black or white. Select different light sources; Halogen, LED for the GU10 fitting. It is designed to be plastered into ceilings to give a **seamless** appearance. One of the advantages is that the downlight can be installed then plastered and painted.

**Please note:** the ceiling depth for this downlight depends on the lamp choice. For a standard halogen GU10 lamp the depth is 90mm. For an LED GU10 lamp a ceiling depth of 130mm should be allowed.

See link items for the additional IP55 Rated inner ring, allowing this fitting to be converted for use in a bathroom environment.

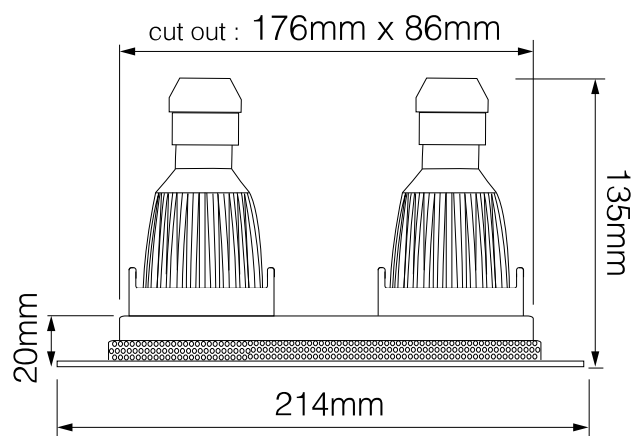
# Trimless Square Metal

Trimless Double Square Adjustable Downlight GU10 240V  
RAL 9010 White 100W

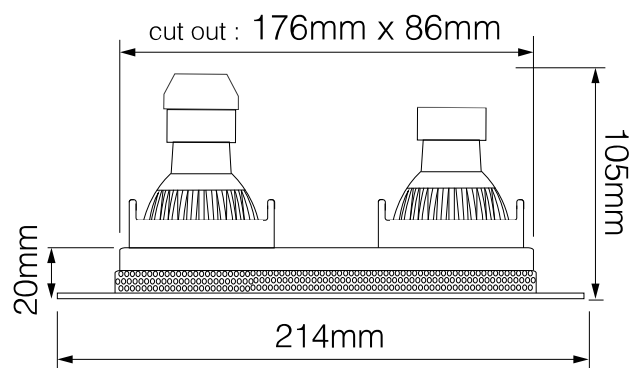


**MR. RESISTOR®**  
Lighting Specialist Est. 1968

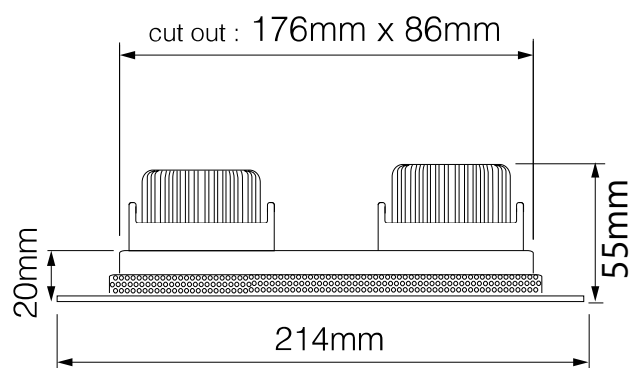
Trimless Downlights with Large LED GU10 Lamp



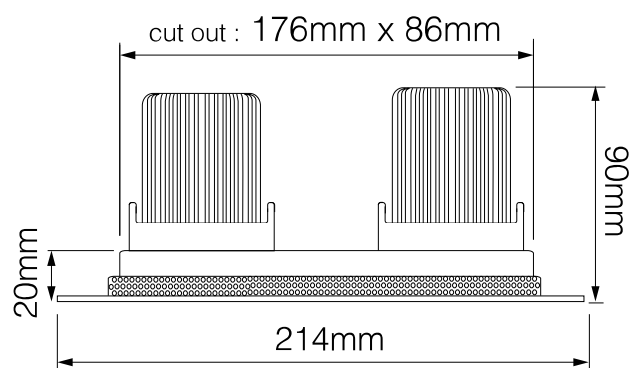
Trimless Downlights with Retro GU10 Lamp



Trimless Downlights with 25mm LED Module



Trimless Downlights with LED Module



# Trimless Square Metal

Trimless Double Square Adjustable Downlight GU10 240V  
RAL 9010 White 100W



**MR. RESISTOR®**  
Lighting Specialist Est. 1968

