

Switching On/Off

Wise Box Kit Version 4 includes Keypad & Key Fob
4 Channel, 5 Amps / Circuit



WISEBOX KIT V4

4 Channel, 5 Amps / Circuit
Quicklink: Q3B19

General

IP Rating IP54

Detection Range 200m

Dimensions

Depth 80mm

Height 150mm

Width 200mm

Electrical

Amperage 20A

Maximum Amps /
Circuit 5A

Minimum Wattage
per Circuit 1W

Voltage 240V

The **Wise Box Version 4 Kit** is an updated version of the original Wise Box Kit. Version 4 features four PIR timer dials for each circuit, allowing up to 16 PIRs to be connected.

The Version 4 kit includes a 4 button keyfob and a 4 button wall switch.

The Wisebox unit will control your lights, water features, electric shutters and gates etc. Once programmed, place the indoor wireless switch in a suitable location and the installation is complete. The remote control allows you to enjoy switching your circuits from anywhere in your garden or home.

The WiseBox Kit has a receiver that has four 5 amp circuits with a maximum amperage of 20 amps. The WiseBox kit can achieve up to a 150 metre range with a clear line of sight. These circuits can be changed from switching to an open circuit. Each circuit on the WiseBox is fused individually with a 5 amp fuse to protect all the circuits.

Programming Options

Option 1

Single Button On and Off

Programming this way will create an on and off from a single button on a wireless switch/remote.

Option 2

Dual button On and Off

Programming this way will assign your On and Off to 2 separate buttons.

Option 3

PIR / Timelag function

Programming this way only sends an ON signal, which is then switched off by a pre-set countdown timer. If you program to a PIR, then the PIR will reset itself to the pre-set time every time the sensor is triggered. If programmed to a switch or remote, then the countdown will switch off when it reaches 0 seconds.


Wise Switches / Remotes

The keyfob and the wall switch included within the kit both have four buttons. Once you have programmed the button of your choice to link with a channel, that button will switch the channel's circuit on / off. You can add additional switches and remotes to a WiseBox if you wish, up to a maximum of 16.

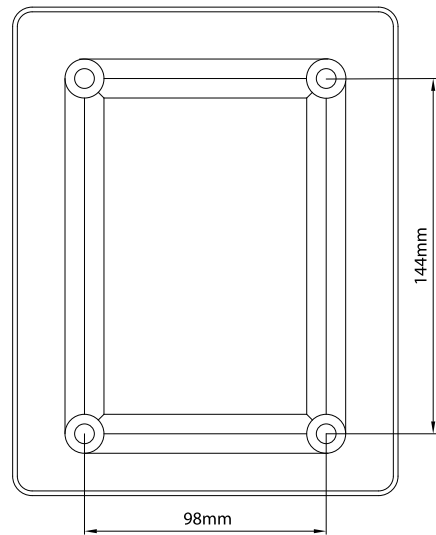
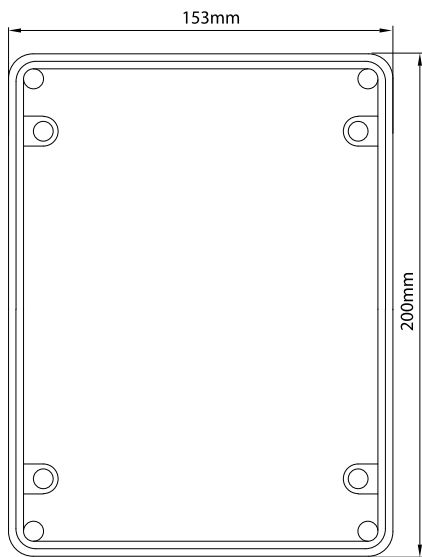

Switching On/Off

Wise Box Kit Version 4 includes Keypad & Key Fob
4 Channel, 5 Amps / Circuit

Wise Controls Introduction Video



WiseBox Programming



Switching On/Off

Wise Box Kit Version 4 includes Keypad & Key Fob
4 Channel, 5 Amps / Circuit

